

ARCHIBALD LIBRARY ANNUAL REPORT 2014-15

INTRODUCTION

The library faced some new challenges and changes this year. However, there was also some positive momentum in a number of areas as well. As always, our staff were happy to serve the students, faculty and staff of our schools and help them meet their research needs. This report aims to give a glimpse into the ongoing work of the library, our collection, and some of the highlights of the year.

Library by the Numbers

LIBRARY COMPARISON

The Archibald Library has focused over the last decade on building a strong collection. Our success in doing so is evidenced by the following table. The table also shows this growth has come at the expense of staffing levels, comparatively speaking. Due to the absence of a large enough pool of Canadian peer institutions, the data for the following table was taken from NCES¹ data from 56 baccalaureate colleges in the USA with an FTE between 450 and 750. Not only does our collection compare well to this group, our circulation per FTE is more than double the average². This shows robust use of the library collection by our student body, and points towards the suitability of the library to the research needs of our students. More on the use of the collection below.

Table 1: Archibald Library compared to similar libraries (NCES)

Category	Briercrest	1 st Quartile	Median	Average
Professional Librarians	1	2	2	2.5
Total Staff	4	5	6.8	7.1
Physical Collection	91,150	60,380	88,460	100,840
E-books	158,000	2,470	23,430	40,810
Total Circulation	22,000	2,780	5,440	7,590
Circulation per FTE	32	6	10	14

USE OF DATABASES AND E-BOOKS:

With a few less students on campus, it was expected that library use in terms of circulation and electronic retrievals would be somewhat diminished. However, past trends have resisted the pattern of declining use of print resources typically seen in other libraries. However, with declining student numbers that was a trend we would inevitably

¹ National Center for Educational Statistics.

² Only five of the 56 schools have a higher circulation per FTE.

fall into. However, on a per student basis, use of the print collection remains strong (with very slight growth this year) while electronic use continues to be robust as well (though fading slightly per student after years of significant growth). The following charts show both total library use and per student use of library resources. The typical student at BCS continues to make use of over 140 unique items from the library over the course of a year's study.

Chart 1: Total Use of Library by Type

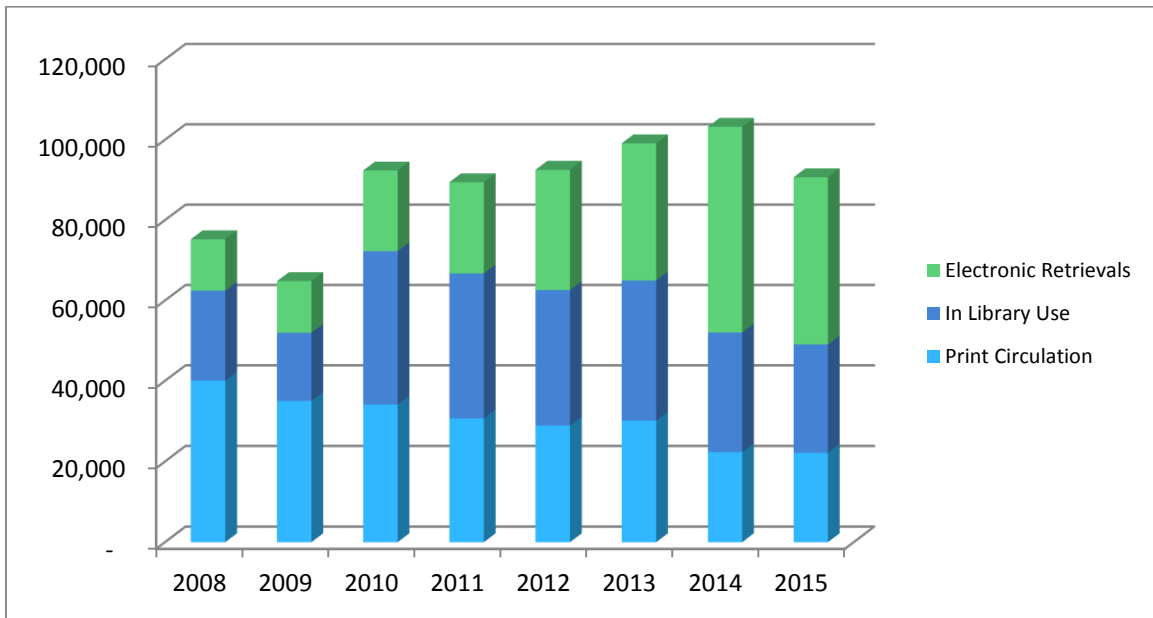
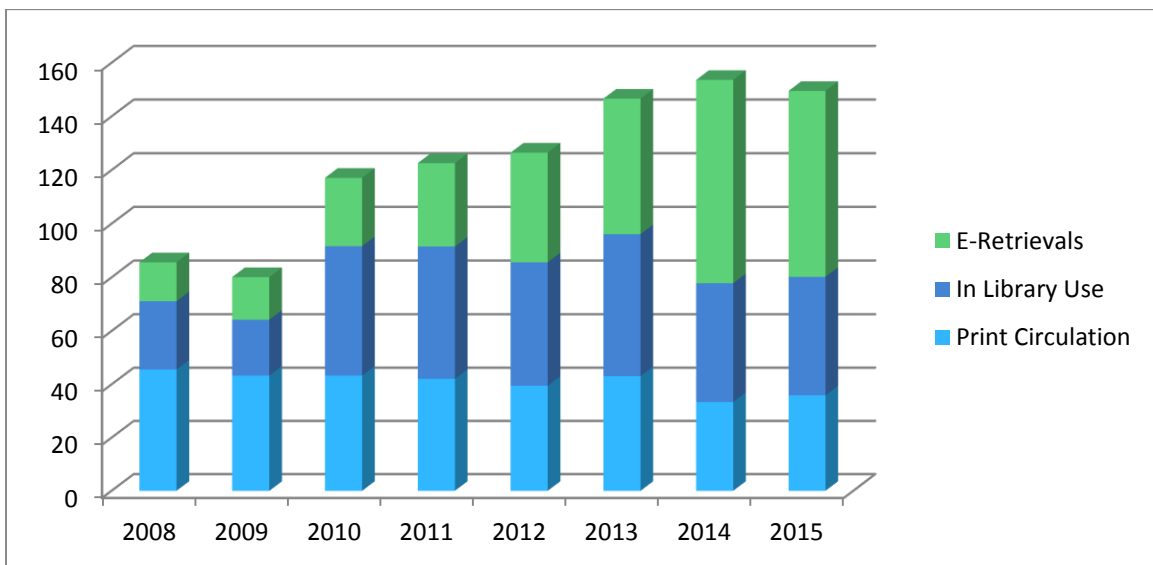


Chart 2: Type of Library Use per Student FTE



MAKEUP OF THE COLLECTION

As the library collection has continued to grow, the subject coverage has changed as well. The charts below show the broad subject breakdown of the print books collection and the full collection including e-books.

Chart 3: Subject Distribution of the Print Books Collection

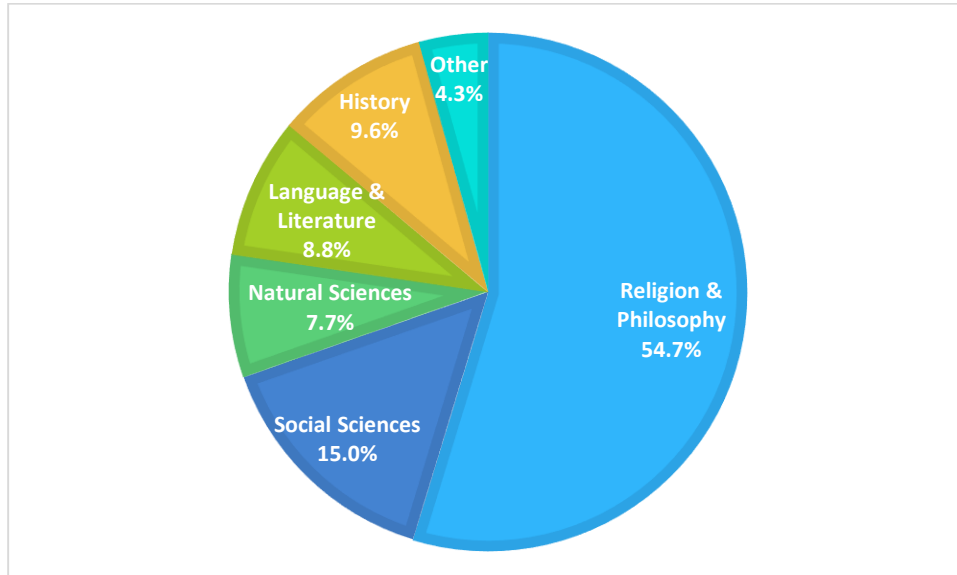



Chart 4: Subject Distribution of the Full Collection



Highlights

The 2014-15 year included the following highlights:

FRIENDS OF THE ARCHIBALD:

Launched last year, our friends group stepped it up a notch this year. We held three reading nights and printed two issues of *Archibald Review*. Friends of the Archibald also launched a new initiative called “film with faculty,” where we gathered to screen a film and then a member of the faculty facilitated a time of discussion afterward. These events have been well received and there was significant interest from students in the fall issue of *Archibald Review*, which received some funding for distribution from student government.

ALIGNMENT WITH THE BRIERCREST BOOKSTORE:

In September, the Archibald Library added operations of a re-structured bookstore to its range of services. This alignment has already produced some efficiencies and cost savings that benefited the library. We anticipate that with a full year of the new model the net benefit to the library will only increase.

Challenges

The 2014-15 year included some challenges as well:

STAFFING REDUCTIONS:

This year the library found a way to operate without a full time circulation clerk. Remaining library staff rose to the challenge and served admirably to help make the adjustment a success. The fact that our previous circulation clerk also functioned as a reference assistant meant a decrease in our ability to respond to reference questions in some cases.

EXCHANGE RATE:

The significant and sudden drop in the value of the Canadian dollar has also had implications on the library collection. The drop in buying power will not be fully realized until next year, but adjustments to journal subscriptions and database offerings have already begun in order to address this challenge. To date the library has been able to mitigate this particular challenge without significant reductions to the library collection, though more substantive reductions may be required if the dollar stays below 80 cents US through the fall.

CONCLUSION

2014-15 was both challenging and rewarding. We are encouraged most by the fact that students continue to make significant use of our resources. We look forward to serving all the students and staff of Briercrest College & Seminary as well as Caronport High School in the year ahead.

-- Prepared by Brad Doerksen